

# EASY-INSTALL PLUG

For Cat. Nos.  
2601B 2601W  
2611B 2611W



TO BE INSTALLED AND/OR USED IN ACCORDANCE  
WITH APPROPRIATE ELECTRICAL CODES AND REGULATIONS

CUT END OF WIRE **CLEANLY**   
DO **NOT** SLIT OR STRIP WIRE

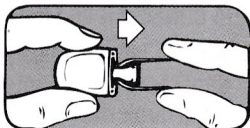


**RIGHT**

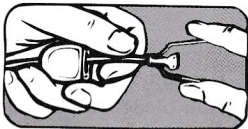
**WRONG**

## TO ATTACH PLUG:

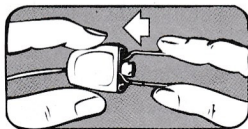
- 1 Squeeze blades to remove inner unit from cover.



- 2 Place wire through hole in cover. Spread blades apart. Push wire all the way into inner unit.



- 3 Squeeze blades together. Press inner unit firmly into cover.



For use with No.18-2 SPT-1  
cord.

TYPE	VOLTS	AMPS	WATTS
18-2 SPT-1	125	10	1250

## CAUTION:

Not for Use on:  
TPT Electric Shaver Wire or  
XT Christmas Wire.